
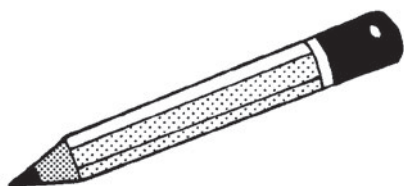

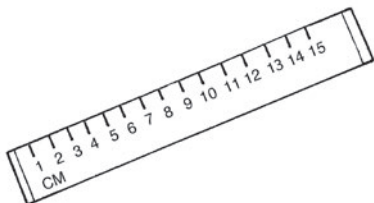


# Starters Listening, Part 1

Name: \_\_\_\_\_

T1  
01

**Listen and draw lines.**



**PHOTOCOPIABLE**

Quick Minds 1  
Test Generator

D.R. © U.D. Publishing, S.A. de C.V. 2017

© Cambridge University Press 2014

# Starters Listening, Part 2

Name: \_\_\_\_\_

T1  
02

**Listen and write a name or a number.**



- 1 How old is he? \_\_\_\_\_
- 2 What is his favourite book? \_\_\_\_\_
- 3 Who is next to Dan? \_\_\_\_\_
- 4 How old is she? \_\_\_\_\_
- 5 Which class is Grace in? \_\_\_\_\_

# Starters Listening, Part 3

Name: \_\_\_\_\_

T1  
03


**Listen and (✓) the box.**

**1** How old is Anna?

**a**

☐

**b**

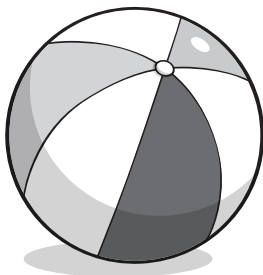
☐

**c**


☐

**2** What's her favourite toy?

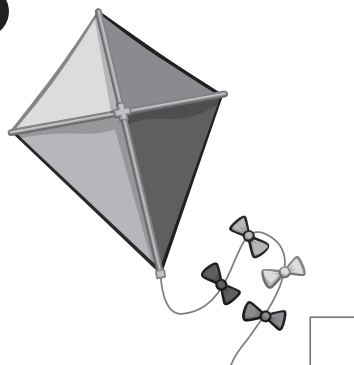
**a**

☐

**b**

☐

**c**

☐

**PHOTOCOPIABLE**

Quick Minds 1  
Test Generator

3 Which pet has Sam got?

a

☐

b

☐

c

☐

4 What's Ann's favourite food?

a

☐

b

☐

c

☐

5 Who's that?

a

☐

b

☐

c

☐




# Starters Listening, Part 4

Name: \_\_\_\_\_

T1  
04

**Listen and colour.**



**PHOTOCOPIABLE**

Quick Minds 1  
Test Generator

D.R. © U.D. Publishing, S.A. de C.V. 2017

© Cambridge University Press 2014

# Starters Reading and writing, Part 1

Name: \_\_\_\_\_

**Look and read. Put a tick (✓) or a cross (X) in the box.**

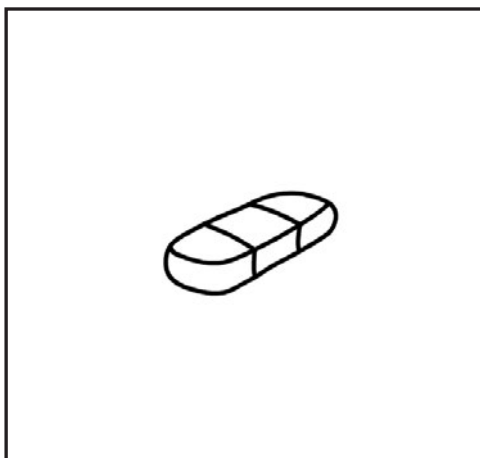
1



This is two.

☐


2



This is a book.

☐


3



This is eight.



4



This is a pencil.



5



This is nine.



# Starters Reading and writing, Part 2

Name: \_\_\_\_\_

**Look and read. Write yes or no.**



- 1 Four tables. \_\_\_\_\_
- 2 Three pencils. \_\_\_\_\_
- 3 Seven books. \_\_\_\_\_
- 4 One eraser. \_\_\_\_\_
- 5 Six chairs. \_\_\_\_\_




# Starters Reading and writing, Part 3


Name: \_\_\_\_\_

**Look at the pictures. Look at the letters.  
Write the words.**


1



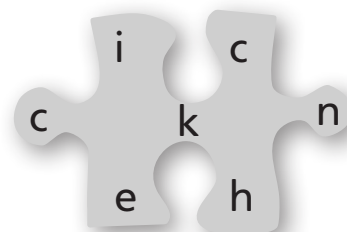
\_\_\_\_\_



2




\_\_\_\_\_



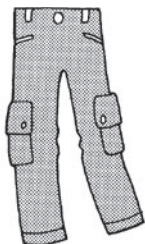
3




\_\_\_\_\_



4




\_\_\_\_\_



5



\_\_\_\_\_



# Starters Reading and writing, Part 4

Name: \_\_\_\_\_

**Read and choose a word from the box.  
Write the correct word next to numbers 1-5.**



I'm a very beautiful animal. I'm <sup>(1)</sup> \_\_\_\_\_ and white and  
I've got four <sup>(2)</sup> \_\_\_\_\_. I can <sup>(3)</sup> \_\_\_\_\_ but I can't skip.  
My favourite food is <sup>(4)</sup> \_\_\_\_\_. I don't like <sup>(5)</sup> \_\_\_\_\_.

What am I? I'm a cat.




dogs



fish



jump



shell



black



socks



legs

# Starters Reading and writing, Part 5

Name: \_\_\_\_\_

**Look at the picture and read the questions.  
Write one-word answers.**







- |                            |                      |
|----------------------------|----------------------|
| 1 Where is the shell?      | in the _____         |
| 2 What is the boy wearing? | trousers and a _____ |
| 3 What toy has he got?     | a _____              |
| 4 What food has he got?    | an _____             |
| 5 What colour is his bike? | it's _____           |

# Starters Speaking

Name: \_\_\_\_\_





# Answer Key

## Starters Listening, Part 1

**T1 01** Listen and draw lines.

### TAPESCRIPT

**Woman:** Put the ruler in the bag.  
**Boy:** Sorry?  
**Woman:** Put the ruler in the bag.  
**Boy:** OK.  
**Woman:** Now put the notebook on the desk.  
**Boy:** Right.  
**Woman:** Put the book under the desk.  
**Boy:** OK.

**Boy:** OK.  
**Woman:** Put the pen in the pencil case.  
**Boy:** Right.  
**Woman:** And put the pencil under the bag.  
**Boy:** Sorry.  
**Woman:** Put the pencil under the bag.  
**Boy:** OK.

**KEY:** notebook on the desk, book under the desk, pen in the pencil case, pencil under the bag

## Starters Listening, Part 2

**T1 02** Listen and write a name or a number.

### TAPESCRIPT

**1**  
**How old are you, Dan?**  
**I'm seven.**  
**Seven! You're very big!**  
**Yes.**  
**2**  
**What's your favourite book, Dan?**  
**My favourite book is 'Kim'.**  
**Can you spell that?**  
**K-i-m. It's very good.**  
**Yes, it is. I like the story, too.**  
**3**  
**Is this your friend next to you?**  
**Yes, it is.**  
**What's her name?**

**Her name's Grace.**  
**That's nice. How do you spell it?**  
**G-r-a-c-e.**  
**4**  
**How old is she?**  
**She's nine today.**  
**Nine today!**  
**That's right. It's her birthday.**  
**5**  
**Is Grace in your class at school?**  
**No, she isn't. She's in class nine.**  
**Pardon?**  
**She's in class nine. It's a big class.**

**KEY:** seven, 'Kim', Grace, nine, nine

## Starters Listening, Part 3

**T1 03** Listen and tick (✓) the box.

### TAPESCRIPT

**1. How old is Anna?**  
**Woman:** Happy Birthday, Anna! Are you nine today?  
**Girl:** No, I'm not.  
**Woman:** How old are you?  
**Girl:** I'm ten!  
**2. What's her favourite toy?**  
**Man:** Is this your ball?  
**Girl:** Yes, it is.  
**Man:** What's your favourite toy?  
**Girl:** My favourite toy's a doll.  
**3. Which pet has Sam got?**  
**Boy:** Have you got a pet, Sam?  
**Girl:** Yes, I have.  
**Boy:** Have you got a dog?  
**Girl:** No, I haven't.

**Boy:** Have you got a cat?  
**Girl:** No, I haven't. I've got a fish.  
**4. What's Ann's favourite food?**  
**Boy:** Are you eating chocolate cake?  
**Girl:** Yes!  
**Boy:** Is that your favourite food?  
**Girl:** No, bananas are my favourite!  
**5. Who's that?**  
**Woman:** Is that young girl your sister?  
**Boy:** No, my sister is very happy.  
**Woman:** And she's very beautiful!  
**Boy:** Yes!

**KEY:** 1 a, 2 b, 3 c, 4 b, 5 b

## Starters Listening, Part 4

**T1 04** Listen and colour.

### TAPESCRIPT

**1**  
**Boy:** Whose birthday is it?  
**Woman:** I don't know. The boy's got a burger. Can you see it?  
**Boy:** His burger? Yes, I can! Can I colour it brown? I like that colour.  
**Woman:** Brown? Yes!  
**2**  
**Woman:** The girl's got a banana. Colour that now.  
**Boy:** OK. What colour? Can I colour it blue?  
**Woman:** Blue? Ha! That's a funny colour for a banana ... OK.  
**Boy:** Thank you.

**3**  
**Boy:** I can see a really big cake. I like cake! Do you?  
**Woman:** Yes, I do. Colour the cake purple.  
**Boy:** Purple. OK. I'm doing that now.  
**Woman:** Good!  
**4**  
**Woman:** Now colour the apple ... the one in the mother's hand.  
**Boy:** The one in the mother's hand. OK.  
**Woman:** Colour it green, please.  
**Boy:** OK. I like eating green apples. Do you?  
**Woman:** No, I don't!

**KEY:** 1 burger – brown 2 banana – blue 3 cake – purple 4 apple – green



## Starters Reading and writing, Part 1

Look and read. Put a tick (✓) or a cross (X) in the box.

KEY: 1 ✓ 2 X 3 ✓ 4 X 5 ✓

## Starters Reading and writing, Part 2

Look and read. Write yes or no.

KEY: 1 yes, 2 no, 3 yes, 4 no, 5 yes

## Starters Reading and writing, Part 3

Look at the pictures. Look at the letters. Write the words.

KEY: 1 notebook, 2 chicken, 3 uncle, 4 trousers, 5 shell

## Starters Reading and writing, Part 4

Read and choose a word from the box. Write the correct word next to numbers 1-5.

KEY: 1 black, 2 legs, 3 jump, 4 fish, 5 dogs

## Starters Reading and writing, Part 5

Look at the picture and read the questions. Write one-word answers.

KEY: 1 sea/water, 2 T-shirt, 3 ball, 4 ice cream, 5 black

## Starters Speaking

### Part 1

The teacher greets the pupil and asks the child to point to objects on the scene picture.

Example: *Hi, (pupil's name). Point to the tree.*

### Part 2

The teacher asks the pupil to point to three object cards and gives instructions to place them in different locations on the scene picture.

Example: *Point to the duck. Put the duck on the water.*

### Part 3

The teacher asks the pupil some questions about the scene picture.

Example: *Where is the boy?*

### Part 4

The teacher asks the pupil questions about three of the object cards.

Example: *What colour is the lizard?*

### Part 5

The teacher asks the pupil some questions on topics such as age, family, school and friends.

Example: *How old are you?*