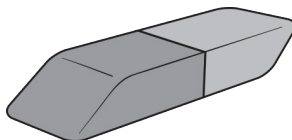





Starters Listening, Part 1

Name: _____

T1
01 Listen and draw lines.



Starters Listening, Part 2

Name: _____

T1
02

Listen and write the names.

Kay Pip Tom Bob Jim Sue Liz Mia




Starters Listening, Part 3

Name: _____

T1
03 Listen and tick (✓) the box.


1 What's Sue doing?




2 What toy is under the chair?



3 What colour is the motorbike?




4 Which boy is Alex?



Starters Listening, Part 4

Name: _____

T1
04 Listen and colour.

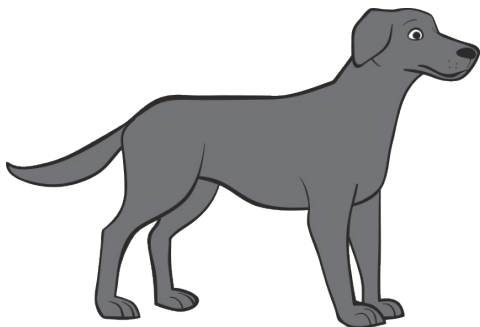


Starters Reading and writing, Part 1

Name: _____

Look and read. Put a tick (✓) or a cross (X) in the box.

1




This is a bird.

2




This is a mouse.

3



This is a cat.

4




This is a fish.

Starters Reading and writing, Part 2

Name: _____

Look and read. Write *yes* or *no*.



- 1 The monkeys are on bikes. _____
- 2 The giraffes are under the elephants. _____
- 3 The hippos are fat. _____
- 4 The tigers are next to the crocodiles. _____
- 5 The snakes have got legs. _____

Starters Reading and writing, Part 3


Name: _____

**Look at the numbers. Look at the letters.
Write the words.**


1 **17**




2 **15**



3 **11**



4 **20**



5 **18**



Starters Reading and writing, Part 4

Name: _____

Read this. Choose a word from the box.

Write the correct word next to numbers 1-5.



It's a lovely day on the beach. The sun is hot and the ⁽¹⁾ _____ is cool. There are lots of children on the beach. One boy is making a ⁽²⁾ _____. It's very big. There is a little girl. She is wearing a ⁽³⁾ _____ on her head and she is eating an ⁽⁴⁾ _____. There is a man. He is playing a ⁽⁵⁾ _____. What a lovely day at the beach!



shell



sun



hat



sea



guitar



castle



sandcastle




ice cream


Starters Reading and writing, Part 5

Name: _____

Look at the picture and read the questions.
Write one-word answers.





- 1 What's the girl eating? _____
- 2 What's the boy got? a _____



- 3 What's the girl doing? _____ to music
- 4 What animal can the boy see? an _____

Starters Speaking

Name: _____



Answer Key

Starters Listening, Part 1

T1 01 Listen and draw lines.

TAPESCRIPT

- 1**
Put the ball under the table.
Under the table?
Yes. Put the ball under the table.
OK.
- 2**
Look at the doll. Put it on the chair.
OK. The doll on the chair.
Good.
- 3**
Put the pen next to the book.
- Sorry, where?
Put it next to the book.
- 4**
Look at the train. Put it in the toy box.
Good. The train is in the toy box.
- 5**
Is the car in the toy box?
No, put the car next to the toy box.
OK. The car's next to the toy box.

KEY: 1 ball under the table, 2 doll on the chair, 3 pen next to the book, 4 train in the toy box, 5 car next to the toy box

Starters Listening, Part 2

T1 02 Listen and write the names.

TAPESCRIPT

- Boy:** What a lot of people on the beach!
Girl: Jim's in the sea. He's swimming. He's a good swimmer.
Boy: And who's that eating an ice cream? It's Pip. That's a nice ice cream.
Girl: Hmm. Pip loves chocolate ice cream!
Boy: Hello, Sue.
Girl: Sue can't hear you. She's listening to music. And Liz is reading a book.
- Boy:** Liz likes books. There's Bob. He's taking a photo of his friends. Smile, everyone.
Girl: Mia's making a sandcastle. It's really big. There are lots of shells on it.
Boy: Look, there's Tom. Tom's looking for shells.
Girl: And don't forget Kay. Kay's painting a beautiful picture. The picture is of the beach.

KEY: a Tom, b Pip, c Mia, d Liz, e Sue, f Jim, g Kay, h Bob

Starters Listening, Part 3

T1 03 Listen and tick (✓) the box.

TAPESCRIPT

- 1**
What's Sue doing?
Hello, Sue. Are you happy?
Yes, I am.
Are you flying a plane?
No. I'm flying a helicopter.
- 2**
What toy is under the chair?
Is the toy under the chair?
Yes, it is.
What is it?
It's a boat.
- 3**
What colour is the motorbike?
What have you got, Ben?
I've got a motorbike.
Is it grey?
No, it isn't. It's black.
- 4**
Which boy is Alex?
Can you play basketball, Alex?
Yes, I can.
Are you playing basketball now?
No, I'm not. I'm playing tennis.

KEY: 1 a, 2 c, 3 c, 4 b

Starters Listening, Part 4

T1 04 Listen and colour.

TAPESCRIPT

- 1**
Man: There's a ball on the table!
Colour that ball.
Girl: The ball on the table? OK.
Man: Colour it with your red pencil.
Girl: With my red pencil. There!
Man: Thank you.
- 2**
Girl: I can see a ball next to the computer.
Man: Sorry? Where?
Girl: Next to the computer. Look!
Can I colour that ball blue?
Man: Blue? Yes!
Girl: Great!
- 3**
Man: Now the ball under the bike.
Can you see it?
Girl: The ball under the bike? Yes!
- Man:** Good. Colour it purple, please.
Girl: Purple! OK.
- 4**
Man: And there's a ball next to the train.
Girl: Next to the train? Oh yes!
Man: Colour that ball green.
Girl: Green! Great. That's my favourite colour.
Man: Good.
- 5**
Man: There's a ball next to the doll, too!
Girl: Oh yes, there is a ball next to the doll.
Man: Colour it with your pink pencil.
Girl: With my pink pencil. OK!
Man: What a lovely picture!

KEY: 1 ball on table – red, 2 ball next to computer – blue, 3 ball under bike – purple, 4 ball next to train – green, 5 ball next to doll – pink

Starters Reading and writing, Part 1

Look and read. Put a tick (✓) or a cross (X).

KEY: 1 X, 2 ✓, 3 X, 4 ✓

Starters Reading and writing, Part 2

Look and read. Write *yes* or *no*.

KEY: 1 yes, 2 yes, 3 yes, 4 no, 5 no

Starters Reading and writing, Part 3

Look at the numbers. Look at the letters.

Write the words.

KEY: 1 seventeen, 2 fifteen, 3 eleven, 4 twenty,
5 eighteen

Starters Reading and writing, Part 4

Read this. Choose a word from the box. Write the correct words next to numbers 1-5.

KEY: 1 sea, 2 sandcastle, 3 hat, 4 ice cream, 5 guitar

Starters Reading and writing, Part 5

Look at the picture and read the questions.

Write one-word answers.

KEY: 1 fish, 2 car, 3 listening, 4 elephant

Starters Speaking

Part 1

The teacher greets the pupil and asks the child to point to objects on the scene picture.

Example: *Hi, (pupil's name). Where's the fish?*

Part 2

The teacher asks the pupil to point to three object cards and gives instructions to place them in different locations on the scene picture.

Example: *Put the horse next to the grandfather.*

Part 3

The teacher asks the pupil some questions about the scene picture.

Example: *Is the mouse happy? What colour is it?*

Part 4

The teacher asks the pupil questions about three of the object cards.

Example: *What's this?*

Part 5

The teacher asks the pupil some questions on topics such as age, family, school and friends.

Example: *What's your name?*