



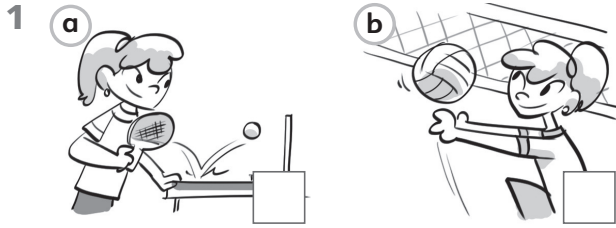


Term 1 Test: Listening

Name: _____

1 ^{T1}₀₁ Listen and tick (✓).



/5

2 ^{T1}₀₂ Listen and match.



May

July

November

January

March

/10

Term 1 test: Reading

Name: _____


1 Read and tick (✓) or cross (X).



1 This is a puppy.



2 This is a computer.



3 This is a basement.



4 This is a dirty doll.



5 This is a sad monster.

/5

2 Read and complete with the words under the pictures. There are two extra words.



My week

On Mondays, I play basketball at school.

I like it. My teacher's ¹_____.

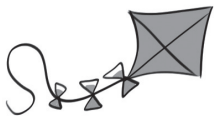
On Wednesdays, I go to the park with my friend, Paul. He's got a new bike and I've got my old skateboard. I can't ride a

²_____.

I don't go to school at the ³_____.

I fly my ⁴_____ on the beach with my brother.

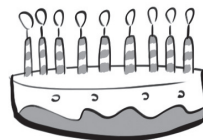
On Sunday, it's my ⁵_____ and I've got a big party!



kite



sandcastle



birthday



funny



weekend



castle



bike





/5

Term 1 test: Writing

Name: _____

1 Look and complete with the words in the box.

my his her our their



/5

2 Write about your week.



1 On Mondays, I _____.

2 _____.

3 _____.

4 _____.

5 _____.



/5

Term 1 test: Speaking

Name: _____

1 Look at the pictures. Talk about your activities.

I play football.

So do I.

I don't.



2 Listen to the number. Ask and answer.

15

Seventeen.

Do you go to the beach at the weekend?

Yes, I do.

No, I don't.

15

Term 1 Test: Answer Key

Listening

1 Listen and tick (✓). (5 marks)

TAPESCRIPT

- 1
Boy: Do you play table tennis?
Girl: No, I don't. I play volleyball.
- 2
Girl: Is this your skateboard?
Boy: No. I've got a scooter.
- 3
Boy 1: I play football in the park.

- Boy 2:** So do I.
- 4
Boy: Can you skip?
Girl: No, I can't. But I can touch my toes!
- 5
Girl: Have you got a brother?
Boy: No, I haven't. I've got a sister.

KEY: 1 b, 2 a, 3 a, 4 b, 5 a

2 Listen and match. (10 marks: 2 marks for each cat correctly matched to its birthday month)

TAPESCRIPT

- 1
Girl: My cat's funny and he likes games.
Boy: When's his birthday?
Girl: In January.
- 2
Girl: I've got a beautiful cat. She's very clean.
Boy: And when's her birthday?
Girl: Her birthday's in July.
- 3
Boy 1: How old is your cat, Nick?
Boy 2: Very old. He's seventeen in May.

- Boy 1:** Wow!
- 4
Boy 1: Have you got a cat, Tom?
Boy 2: Yeah. My cat's happy! She's got a big smile. And her birthday's in March.
- 5
Girl 1: Our cat's serious.
Girl 2: Yes. His birthday's in November but he doesn't like birthdays.

KEY: a July, b November, c March, d May, e January

Reading

1 Read and tick (✓) or cross (X). (5 marks)

KEY: 1 ✓, 2 ✓, 3 X, 4 ✓, 5 X

2 Read and complete with the words under the pictures. (5 marks)

KEY: 1 funny, 2 bike, 3 weekend, 4 kite, 5 birthday

Writing

1 Look and complete with the words in the box. (5 marks)

KEY: 1 their, 2 our, 3 her, 4 my, 5 his

2 Write about your week. (5 marks)

KEY: Answers will vary but should include: *On Monday(s)*, etc.; they might include: go swimming, play football / tennis, listen to music, eat an ice cream, play computer games, read a book, fly a / my kite, paint a picture, take a photo / photos

Speaking (10 marks)

1 Look at the pictures. Talk about your activities. (5 marks: 1 for each correctly spoken 'activity' phrase)

Pupils work in pairs (or with the teacher). Before the test, make 20 cards and put either a tick or a cross on each one, in roughly equal numbers. Shuffle the cards and place them face down on the table. Demonstrate by pointing to the first picture and saying *I play football*. Turn over the top card in the pile. If it's a tick, the answer will be *So do I*. If it's a cross, the answer will be *I don't*. Pupils look at the pictures and take turns to point and say phrases about five activities for their partner to turn over a card and respond.

2 Listen to the number. Ask and answer. (5 marks: 1 for each correctly formed question)

Using the same set of pictures as in Activity 1, Pupil A (or the teacher) says, in turn, five numbers from 1 to 20, e.g. *seventeen*. For each number, Pupil B looks at the corresponding picture and asks an appropriate question each time, e.g. *Do you go to the beach at the weekend?* Pupil A answers truthfully *Yes, I do* or *No, I don't*. If pupils are working in pairs, Pupil B then nominates five pictures for Pupil A to ask five questions.