

# 1

# My week



1

CD 1  
13

Listen and look. Then listen and say the words.

## LIBRARY

1 Monday

2 Tuesday

3 Wednesday

4 Thursday

5 Friday

6 Saturday

7 Sunday

## Arts Festival

Prepare for the festival on Sunday!  
Lots of practice this week!

This week

1 Monday:  
Music



6 Saturday:  
Music



2 Tuesday:  
Drawing



7 Sunday:  
Arts Festival!

3 Wednesday:  
Painting



4 Thursday:  
Music



5 Friday:  
Painting



Find / the / seven / letters /  
to / open / the / door / to /  
the / treasure

2

Say the day before and after.

Thursday.

Wednesday and Friday.

1 CD 1 14

Read and listen. Then say the correct answer.



**Rosie:** I've got a busy week, but I like it!

**Sam:** So do I.

**Rosie:** I play tennis on <sup>(1)</sup> **Mondays / Wednesdays**.

**Sam:** I don't. I play football on <sup>(2)</sup> **Mondays / Tuesdays**.

**Rosie:** Great! And I go swimming on <sup>(3)</sup> **Thursdays / Fridays**.

**Sam:** Cool! And I fly my kite on <sup>(4)</sup> **Saturdays / Sundays**. It's fun!

2 CD 1 15

Listen and say.

### Grammar focus

I **go swimming** on Mondays.

**So do I.**


I **play football** on Saturdays.

**I don't.**



3

Talk about your week.



1 CD 1  
17

Listen and sing.



It's a busy, busy, busy, busy,  
Busy, busy, busy week ...

On Mondays we go swimming.  
On Tuesdays we play ball.  
On Wednesdays and on Thursdays,  
We play computer games.

On Fridays we play football.  
On Saturdays we sing.  
On Sundays we play hide-and-seek.  
Oh, what a busy week!

It's a busy, busy, busy, busy,  
Busy, busy, busy week ...

Oh, yeah!

2

Point to the pictures and say.

On Mondays we go swimming.




1 CD 1 19

Listen and say the correct answer.

Do you listen  
to music at the  
weekend?




Yes, I do.




No, I don't.

Do you play computer  
games at the weekend?



Yes, I do.



No, I don't.

2 CD 1 20

Listen and say.

## Grammar focus

**Do you play** computer games at the weekend?

Yes, I **do**.

No, I **don't**.



3

Play the question game.

Do you ... at the weekend?

Yes, I do.





**Lucy:** Excuse me. Can you help us, please?

**Mr Williams:** Sure. What's the problem?

**Ben:** We can't read this book. It's in code.



**Mr Williams:** Hmm. There are lots of clues in this book. I like doing puzzles!



**Mr Williams:** This is difficult! Can I keep the book? I can tell you on Friday.


**Lucy:** Keep the book?

**Ben:** No, sorry.



**Mr Williams:** OK then, sorry. I can't help you.

**Lucy:** OK, that's fine. Thanks.



**Ben:** Oh! It's dark!

**Lucy:** Come on, Ben. Let's go.



**Ben:** Lucy, do you think ... ?

**Lucy:** Yes, Ben! Horax and Zelda want the book!

**Ben:** But are they here in the school? No way.

**Lucy:** Yes. We need help.

## THE EXPLORERS

7



**Lucy:** Hey, look! What's this?

**Ben:** Let's see ... It's the secret to the code. Now we can read the clues!

8



**Horax:** The children have got the book.

**Zelda:** What about the code?

**Horax:** I don't understand the code. Let's follow the children.

2

What's the message from the book? Use the code to find out.

A B C D E F G H I J K L M N O P Q R S T U V W X Y Z  
 ✓ ☎ ☆ 📖 🍷 ★ ↔ 🔍 🖱️ ♥ ♦ ☆ ✈️ ✉️ ① ↘ ⚙️ ⚡ 🔊 🔍

Think!

Find / the / seven / letters / to / open / the /  
 door / to / the / treasure

## THE EXPLORERS

Go to page 14 of the  
 Activity Book. Use the code  
 to write the message.

3

Find who says ...

**OK**, that's fine. Thanks.

4

CD 1  
22

Listen and say.



**DJ Cool K** plays **CDs** for **ETs** from planet **QB3**.



# Musical Instruments

**1** CD 1  
26 Listen and say the letter.

**a**



**recorder**

**b**



**guitar**

**c**



**triangle**

**2** Read about the different families of musical instruments.



**flute**

## Wind instruments

You use your mouth to play these instruments. You blow through the instrument to make a sound.

**blow**



**piano**

## Stringed instruments

Instruments with strings are called stringed instruments. You can see the strings in the guitar but not in the piano – they're inside!

**strings**



**drum**

## Percussion instruments

We use percussion instruments to play the rhythm of the music. When you listen to the drums you hear a rhythm.

**rhythm**



**3** Which family are the instruments in Activity 1 from?

4

Look at the instruments. Which family are they from?

Trombones are ... instruments.



**trombone**



**harp**



**cymbals**



**cello**



**castanets**



**saxophone**

5

Answer the questions.

- 1 What other musical instruments do you know? Which family are they from?
- 2 What's your favourite instrument?

6

Make some maracas.

## Project



- 1 Take two empty plastic bottles. Fill them with rice. Shake them and hear the sound they make.



- 2 Decorate your maracas.



- 3 Play some music and play the rhythm.

Which musical instrument family are your maracas from?