


TERM 1 TEST: LISTENING

NAME: _____

1 ^{T1}₀₁ LISTEN AND CIRCLE.

1

a



b



2

a

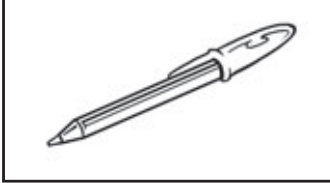


b



3

a



b



4

a



b

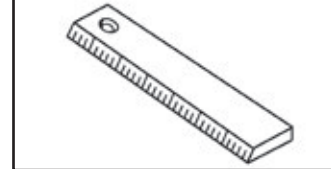


5

a



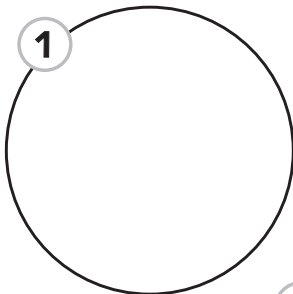
b



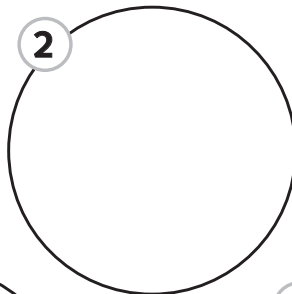
/5

2 ^{T1}₀₂ LISTEN, DRAW AND COLOUR.

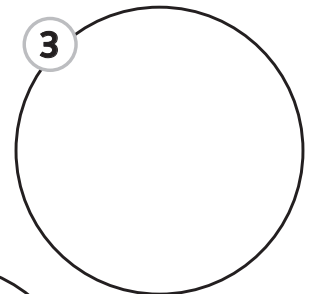
1



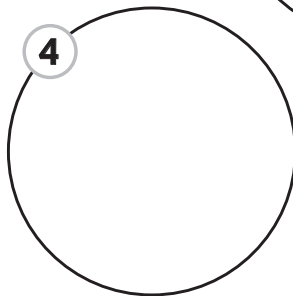
2



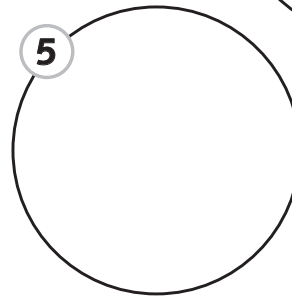
3



4



5




/10

TERM 1 TEST: PRE-READING AND WRITING 1

NAME: _____

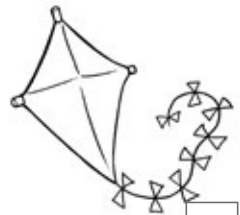
LOOK AND COUNT. WRITE THE NUMBERS.





















/10

TERM 1 TEST: PRE-READING AND WRITING 2


NAME: _____

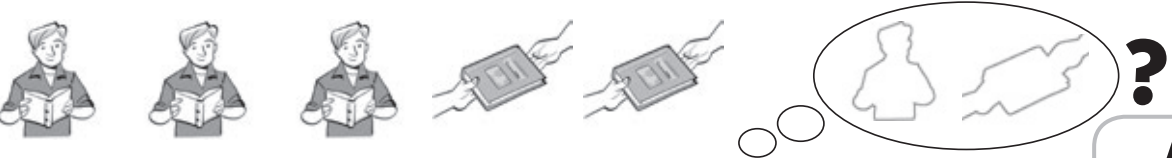
1 LOOK AND TRACE THE NEXT PICTURE.

1  ?

2  ?


3  ?

4  ?

5  ?

/5

2 MATCH THE PRESENTS. TRACE THE CORRECT LETTER.

/5





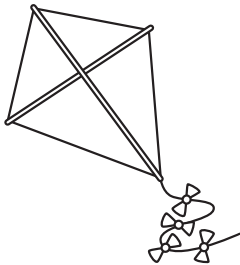
TERM 1 TEST: SPEAKING

NAME: _____

LOOK AND ANSWER.

WHAT'S THIS?

IT'S A



/10

Term 1 Test: Answer Key

STANDARD


Listening

- 1  Listen and circle. (5 marks)

TAPESCRIPT

- 1 It's a pencil case.
- 2 t's a pencil.
- 3 It's a bag.
- 4 It's a notebook.
- 5 It's a rubber.

KEY: 1a (pencil case), 2b (pencil), 3b (bag),
4a (notebook), 5a (rubber)

- 2  Listen, draw and colour. (10 marks:
5 x 2 marks per drawing: 1 for correct object, 1 for
correct colour)

TAPESCRIPT

- 1 a green rubber
- 2 a red pen
- 3 an orange pencil case
- 4 a yellow ruler
- 5 a purple bag

KEY: Pupils draw and colour 1 a green rubber, 2 a red
pen, 3 an orange pencil case, 4 a yellow ruler, 5 a
purple bag

Pre-reading and writing 1

Look and count. Write the numbers (10 marks)

KEY: car 4, ball 7, bike 1, train 3, kite 2, doll 5, monster
2, go-kart 1, plane 2, computer game 3

Pre-reading and writing 2

- 1 Look and trace the next picture. (5 marks)

KEY: Pupils trace outlines of 1 train, 2 Thunder, 3 short
pencil, 4 3, 5 book

- 2 Match the presents. Trace the correct
letter. (5 marks)

KEY: a book, e ball, i bag, o bike, u go-kart

Speaking (10 marks)

Look and answer.

TEACHER'S SCRIPT

- 1 Say to the pupil *Hello. How are you?* Pupil answers
I'm fine, thanks. (1 mark)
- 2 Ask the pupil *What's your name?* Pupil answers
(name) or *I'm (name)* or *It's (name)*. (1 mark)
- 3 Ask the pupil *How old are you?* Pupil answers, e.g. *(7)*
or *I'm (7)*. (1 mark)
- 4 Point, in turn, to two of the pictures at the top of the
worksheet. Ask *What's this?* Pupil answers, e.g. *(pen)*
(a pen) or *It's a (pen)*. (2 marks)
- 5 Point, in turn, to two different pictures at the top of
the worksheet. Ask, e.g. *Is it a ball, bag,* etc. Pupil
answers *Yes, it is* or *No, it isn't* according to what you
say. (2 marks)
- 6 Point, to the first picture at the bottom of the
worksheet. Say *a beautiful doll*. Point to two more
pictures for the pupil to describe. (2 marks)
- 7 Ask the pupil *What's your favourite toy?* Pupil
answers, e.g. *(my train)* or *My favourite toy's / is my*
(ball). (1 mark)
- 8 Say *Thanks. Goodbye.*