


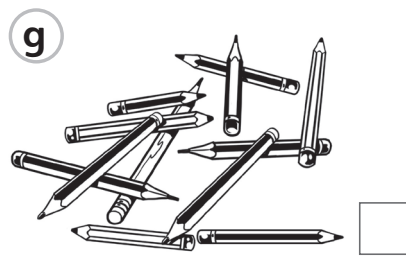
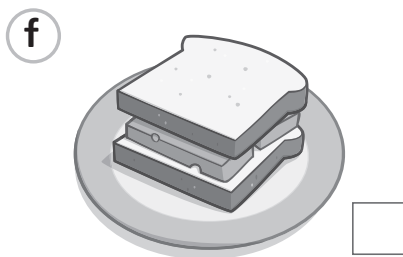

# Competence Test 1: Listening

Name: \_\_\_\_\_

1 

**Listen to Emily. Tick the objects she needs.**

School shopping list



2

**Complete the sentences.**

I need \_\_\_\_\_ for school.

I don't need \_\_\_\_\_.

**/10**

# Reading

Name: \_\_\_\_\_

## 3 Read about Kyle.

My bedroom is small but it's great! The walls are green and blue. There's a green lamp on the small table next to my bed and a green mat on the floor. I've got a wardrobe for my clothes, a cupboard for my shoes and a bookcase for my books and toys. There's a mirror on the wall next to the door. My favourite thing is my new computer. It's on the big table next to the window. My old computer is under the bed – I don't need it now. There's a blue chair under the big table. It's ok but I'd like an armchair or a sofa!



## Circle the correct answers.

- 1 Kyle
  - a) hasn't got a small bedroom.
  - b) doesn't like his bedroom.
  - c) likes his bedroom.
- 2 His bedroom isn't
  - a) red.
  - b) blue.
  - c) green.
- 3 The lamp isn't
  - a) next to the bed.
  - b) green and blue.
  - c) on a small table.
- 4 Kyle's toys are
  - a) in the cupboard.
  - b) in the wardrobe.
  - c) in the bookcase.

5 Kyle thinks his new computer is

- a) great.
- b) boring.
- c) ugly.

6 His old computer is

- a) next to his new computer.
- b) under his bed.
- c) on the big table.

7 Kyle hasn't got

a)



d)



g)



b)



e)



h)



c)



f)



i)



4

**Look at the picture and think. Complete the sentence.**



8 What does Fred need? Kyle can give Fred his \_\_\_\_\_ .

**/10**

# Writing

Name: \_\_\_\_\_

## 5 Write a letter to Kyle about you.

Write:

- the size of your bedroom and the colour of the walls
- what furniture you've got and where it is
- your favourite thing in your bedroom
- what you'd like for your bedroom



Hello Kyle,

My bedroom is \_\_\_\_\_ and \_\_\_\_\_

There's a \_\_\_\_\_

and a \_\_\_\_\_ .

My favourite thing is my \_\_\_\_\_ .


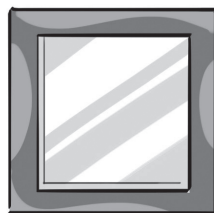
I'd like a \_\_\_\_\_ and a \_\_\_\_\_ .

/10

# Speaking

Name: \_\_\_\_\_

**6 Look at the pictures.**  
**Then answer your teacher's questions.**



**/10**

# Answer Key

## Listening (10 marks)

- 1 pupils tick: b, c, e, g; pupils don't tick, a, d, f and h,  
2 pupil's own answer, e.g. a new school bag, 3 pupil's own answer, e.g. a pencil case

### TAPESCRIPT



**Dad:** Look at your shoes, Emily! You need a new pair.

**Emily:** Yes, it's true. And I need a new school uniform too.

**Dad:** Oh! Let's make a list of things. Is there anything else?

**Emily:** Let me think. Hmm. A pair of shoes, a new school uniform... My pencil case is OK, but I need some new notebooks and coloured pencils.

**Dad:** OK. How many coloured pencils?

**Emily:** Twenty!

**Dad:** Well, OK. Let's go shopping.

## Reading (10 marks)

- 1 c, 2 a, 3 b, 4 c, 5 a, 6 b, 7 b, d and g, 8 old computer

## Writing (10 marks)

**Organisation (4 marks):** appropriate content that answers the question (2 marks max) and logically sequenced ideas (2 marks max).

**Accuracy (3 marks):** grammar, vocabulary and use of first person.

**Impression (3 marks):** presentation, clarity of ideas, spelling and punctuation.

Example answer:

*Hello Kyle,*

*My bedroom is big and the walls are red and white.*

*There's a big armchair next to my bed and there's a clock on the small table next to my bed. My favourite thing is my wardrobe. It's very big!*

*I'd like a red bookcase for my books and a pink mat.*

## Speaking (10 marks)

Sample teacher's script and answers:

### Part 1: introductory questions (1 mark: 1/2 mark per answer)

Hello. **Hello**

How are you? **I'm fine, thanks.**

If necessary: I'm (your name.) What's your name? **I'm (name).**

1 And how old are you, (pupil's name)? **I'm (age).**

2 And what's your favourite number? **My favourite number is (any number).**

Thank you.

### Part 2: big picture questions (5 marks: 1/2 mark per answer)

(Show pupil the picture sheet and point to the big picture)

Now, let's look at the big picture.

1 This is May's room. Has she got a sofa?

**No, she hasn't.**

2 Has she got a clock? **Yes, she has.**

3 (Point to wardrobe) What's this? **It's a wardrobe.**

4 How do you spell wardrobe? **W-A-R-D-R-O-B-E.** 5

Where is the wardrobe? **It's next to the window / wall.**

6 (Point to computer) What's this? **It's a computer.** 7

How do you spell computer? **C-O-M-P-U-T-E-R**

8 Where's the computer? **It's on the table.**

9 Where are the shoes? **They are under the table.**

10 Is the clock on the wall? **No, it isn't. It's on the table/under the window.**

Thank you.

### Part 3: small picture questions (4 marks: 1/2 mark per answer)

Now look at the small pictures.

(Point to the furniture pictures and the bedroom as you explain) May needs some things for her bedroom.

1 (Point to far away lamp) I like that lamp. And you? **I like this lamp. / I like that lamp too.**

2 (Point to the beds) And here? **I like this / that bed.**

3 (Point to the mats) And here? **I like this / that mat.**

4 (Point to the chairs) And here? **I like these / those chairs/armchairs.**

5 (Point to the bedroom and the furniture pictures as you ask the question) May's bedroom is small. What can she have in her bedroom? **She can/can't have (any appropriate answer).**

(Turn over picture sheet)

Now (pupil's name)

6 Have you got a big bedroom? **Yes, I have. / No, I haven't.**

7 In my bedroom there's a big armchair and there are some books. And in your bedroom? **In my bedroom there is a / are some (any appropriate description).**

8 I haven't got a TV in my bedroom. And you? **I haven't got a (any appropriate object). / I've got a TV in my bedroom.**

Very good (pupil's name.) Thank you. We've finished. You can go.

Bye. Bye.