


# Starters Listening, Part 1

Name: \_\_\_\_\_

T1  
01

Listen and draw lines.



**PHOTOCOPIABLE**

Quick Minds 3  
Test Generator

D.R. © U.D. Publishing, S.A. de C.V. 2017

© Cambridge University Press 2014


# Starters Listening, Part 2

Name: \_\_\_\_\_

T1  
02

**Read the questions. Listen and write a name or a number.**

## MY FAMILY



### Questions

- 1 How old? \_\_\_\_\_
- 2 How many brothers? \_\_\_\_\_
- 3 Sister's name: \_\_\_\_\_
- 4 Mum's age: \_\_\_\_\_
- 5 Colour of Dad's beard: \_\_\_\_\_



# Starters Listening, Part 3

Name: \_\_\_\_\_

T1  
03

Listen and (✓) the box.



1 On Tuesdays Emma




2 On Wednesdays David





### 3 On Thursdays Amy



### 4 On Fridays Charles



### 5 On Saturdays and Sundays Hannah





# Starters Listening, Part 4

Name: \_\_\_\_\_

T1  
04

Listen and colour.



**PHOTOCOPIABLE**

Quick Minds 3  
Test Generator

D.R. © U.D. Publishing, S.A. de C.V. 2017


© Cambridge University Press 2014

# Starters Reading and writing, Part 1

Name: \_\_\_\_\_

Look and read. Put a tick (✓) or a cross (X) in the box.


1



This is an orange.

☐


2



This is a cake.

☐

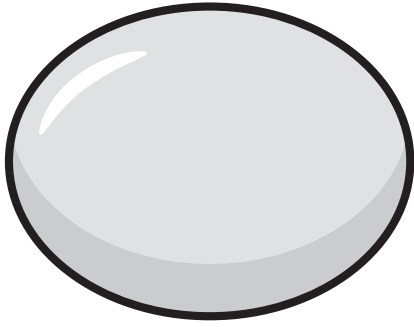
3



This is a bean.

☐


4



This is an egg.

☐

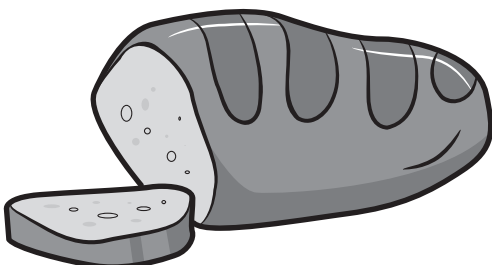
5



This is a tomato.

☐

6




This is some bread.

☐

## Starters Reading and writing, Part 2

Name: \_\_\_\_\_

Look and read. Write 'yes' or 'no'.



- 1 A boy is wearing a black T-shirt.
- 2 Two boys are playing table tennis.
- 3 A tall girl is playing basketball.
- 4 The boy under the tree is playing the guitar.
- 5 A girl in a white skirt is playing badminton.

\_\_\_\_\_

\_\_\_\_\_

\_\_\_\_\_

\_\_\_\_\_

\_\_\_\_\_





# Starters Reading and writing, Part 3

Name: \_\_\_\_\_

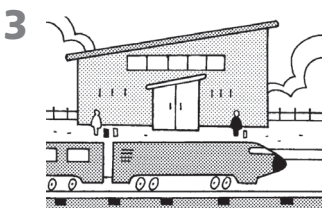

Look at the pictures and the letters. Write the words.



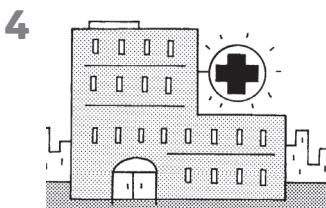
\_\_\_\_\_



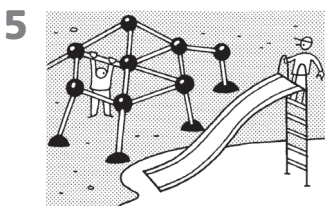

\_\_\_\_\_



\_\_\_\_\_



\_\_\_\_\_



\_\_\_\_\_



# Starters Reading and writing, Part 4

Name: \_\_\_\_\_

**Read this. Choose a word from the box.**  
**Write the correct word next to numbers 1-5.**

A football



I am in Sam's bag.

Sam can play with me in the <sup>(1)</sup> \_\_\_\_\_ or at the park. Sam can play with me on the <sup>(2)</sup> \_\_\_\_\_ at the beach, too. He can kick me with his <sup>(3)</sup> \_\_\_\_\_.

He can throw and catch me with his <sup>(4)</sup> \_\_\_\_\_.

Sam's <sup>(5)</sup> \_\_\_\_\_ like playing with me at school, too!


Who am I? I'm a football!



hands



sand



street



friends



glasses



ice cream




feet

# Starters Reading and writing, Part 5


Name: \_\_\_\_\_

Look at the picture and read the questions. Write one-word answers.



1 What colour is the dog? \_\_\_\_\_

2 How many children are there? \_\_\_\_\_



3 Who is eating the ice cream? \_\_\_\_\_

the \_\_\_\_\_

4 Where is the dog? \_\_\_\_\_

the dog is \_\_\_\_\_


the table and the chair

5 What is the dog doing? \_\_\_\_\_


it is \_\_\_\_\_

# Starters Speaking

Name: \_\_\_\_\_







# Answer Key

## Starters Listening, Part 1

**T1 01** Listen and draw lines.

### TAPESCRIPT

- 1  
**Girl:** There's a car in the street. Look!  
**Man:** Yes. Put the plane behind that car.  
**Girl:** Sorry?  
**Man:** Put the plane behind that car.  
**Girl:** That's funny! OK!
- 2  
**Girl:** I love ducks!  
**Man:** So do I! Put the duck between the two tables, please. Can you see them?  
**Girl:** Yes, between the two tables.  
**Man:** Well done. Thank you.
- 3  
**Girl:** What now?  
**Man:** Put the bike next to the café.
- Girl:** OK. I can do that.  
**Man:** Good!  
**Girl:** The bike is next to the café now.
- 4  
**Man:** And put the motorbike in front of the hospital.  
**Girl:** The motorbike? In front of the hospital.  
**Man:** Yes, please. Can you do that?  
**Girl:** Yes, I can.  
**Man:** Great! Thank you.
- 5  
**Man:** Can you see the spider?  
**Girl:** The spider?  
**Man:** Yes, can you put it under the car?  
**Girl:** Yes, it's under the car now.

**KEY:** 1 line between plane and behind the car, 2 line between duck and between the café tables, 3 line between bike and next to the café, 4 line between motorbike and in front of hospital, 5 line between spider and under the car

## Starters Listening, Part 2

**T1 02** Read the questions. Listen and write a name or a number.

### TAPESCRIPT

- 1  
**Woman:** How old are you, Vicky? Are you eight or nine?  
**Girl:** I'm eight.  
**Woman:** Eight?  
**Girl:** That's right.
- 2  
**Woman:** Can I ask you some questions about your family?  
**Girl:** OK.  
**Woman:** First, how many brothers have you got?  
**Girl:** I've got two brothers.  
**Woman:** What are their names?  
**Girl:** Peter and Paul.
- 3  
**Woman:** Have you got a sister?  
**Girl:** Yes, she's nine.
- Woman:** What's her name?  
**Girl:** Jane. J A N E.  
**Woman:** Jane? That's a nice name.
- 4  
**Woman:** How old is your mum?  
**Girl:** She's 38. No, sorry. My dad's 38. My mum's 37.  
**Woman:** Thirty-seven?  
**Girl:** Yes, that's right.
- 5  
**Woman:** One more thing. Tell me about your dad.  
**Girl:** He's got a black beard and a moustache.  
**Woman:** A black beard?  
**Girl:** Yes, and he likes playing football.  
**Woman:** That's interesting. Thank you.

**KEY:** 1 8/eight, 2 2/two, 3 Jane, 4 37/thirty-seven, 5 black

## Starters Listening, Part 3

**T1 03** Listen and tick (✓) the box.

### TAPESCRIPT

- Man:** Emma, do you ride your bike on Tuesdays?  
**Emma:** No, I don't. I play with my friends.  
**Man:** David, do you play computer games on Wednesdays?  
**David:** Yes, I do.  
**Man:** Amy, do you go swimming on Thursdays?
- Amy:** No, I ride my pony.  
**Man:** Charles, do you watch TV on Fridays?  
**Charles:** Yes, I do.  
**Man:** Hannah, do you ride your bike on Saturdays?  
**Hannah:** Yes, I do. I ride my bike on Saturdays and Sundays.

**KEY:** 1 plays with friends (3rd picture), 2 plays computer games (1st picture), 3 rides her pony (3rd picture), 4 watches TV (3rd picture), 5 rides her bike (1st picture)

## Starters Listening, Part 4

**T1 04** Listen and colour.

### TAPESCRIPT

- 1  
**Boy:** These people are all in the park!  
**Woman:** Yes! One girl's kicking a ball. Can you see her?  
**Boy:** Yes, she's kicking the ball now.  
**Woman:** That's right. Colour her T-shirt. Colour her T-shirt pink.  
**Boy:** Pink? OK! I'm doing that now.
- 2  
**Boy:** One boy's throwing a ball. Can I colour his T-shirt?  
**Woman:** He's throwing the ball ... oh yes! Colour his T-shirt red.  
**Boy:** Red? OK.  
**Woman:** Thank you.
- 3  
**Woman:** The baby's sleeping ... shh! She's sleeping!  
**Boy:** Oh yes. Can I colour her T-shirt yellow?
- Woman:** Yellow? Yes, that's a good colour for the baby's T-shirt.  
**Boy:** Great!
- 4  
**Boy:** And one boy's hitting a ball.  
**Woman:** Oh ... the boy with the bat.  
**Boy:** Yes. Can I colour his T-shirt now? Can I colour it purple?  
**Woman:** Purple? Yes, you can.
- 5  
**Woman:** Now colour the girl's T-shirt. She isn't running. Look! She's reading.  
**Boy:** Oh yes. She's reading a book.  
**Woman:** That's right. Colour her T-shirt with your green pencil.  
**Boy:** With my green pencil? OK!

**KEY:** colour T-shirts: 1 girl kicking ball - pink 2 boy throwing ball - red 3 baby sleeping - yellow 4 boy hitting ball - purple 5 girl reading - green

**PHOTOCOPIABLE**

Quick Minds 3  
Test Generator

### Starters Reading and writing, Part 1

Look and read. Put a tick (✓) or a cross (X) in the box.

KEY: 1 X 2 ✓ 3 X 4 ✓ 5 X 6 ✓

### Starters Reading and writing, Part 2

Look and read. Write yes or no.

KEY: 1 yes, 2 yes, 3 yes, 4 no (He's painting.), 5 no (The girl in a black skirt is playing badminton./She's wearing a black skirt).

### Starters Reading and writing, Part 3

Look at the pictures and the letters. Write the words.

KEY: 1 shops, 2 cinema, 3 station, 4 hospital, 5 playground

### Starters Reading and writing, Part 4

Read this. Choose a word from the box. Write the correct word next to numbers 1-5.

KEY: 1 street, 2 sand, 3 feet, 4 hands, 5 friends

### Starters Reading and writing, Part 5

Look at the picture and read the questions. Write one-word answers.

KEY: 1 black, 2 two, 3 boy, 4 between, 5 sleeping

### Starters Speaking

#### Part 1

The teacher greets the pupil and asks the child to point to objects on the scene picture.

Example: *Hi, (pupil's name). Point to the cake.*

#### Part 2

The teacher asks the pupil to point to three object cards and gives instructions to place them in different locations on the scene picture.

Example: *Point to the eggs. Put the eggs on the table.*

#### Part 3

The teacher asks the pupil some questions about the scene picture.

Example: *Where is the boy?*

#### Part 4

The teacher asks the pupil questions about three of the object cards.

Example: *Do you like orange juice?*

#### Part 5

The teacher asks the pupil some questions on topics such as age, family, school and friends.

Example: *How old are you?*