

1

What do they look like?

- Describe people's physical appearance.
- Describe people's personality.
- Talk about the frequency of actions.
- Write an article for a magazine.

1 Discuss. Do you know these people? Which one is real? Which one is a character?



2 Read these short descriptions and match them with the pictures.

- a. He has got middle length, brown hair and brown eyes.
- b. She has got long, dark hair and black eyes.
- c. He is wearing a mask and a black cloak. He is very strong.
- d. She has got long, fair hair and blue eyes.
- e. He is wearing a bandana and a hat on top. He has got long, dark hair with dreadlocks.

3 Classify these names into the chart. Then, add a few more and challenge your partners.

- Bella Swan
- Robert Downey Jr.
- Kristen Stewart
- Rupert Grint
- Tony Stark
- Katniss Everdeen
- Jennifer Lawrence
- Ron Weasley

REAL NAME	CHARACTER'S NAME

4 02 Listen, read and complete. Who are they talking about?

Tracy Hi, everybody! Are you busy? Can you help me with my homework?

Gary Sure! What is it about?

Tracy I have to write 'real' or 'fictional' next to these pictures.

Gary Let's see. Oh! ^a _____! He's definitely fictional. He's so **strong**!

Mark Who is the Chinese girl with the sword?

Steve She's ^b _____. The **beautiful, brave** soldier in Disney's film.

Helen I think there's a real ^c _____, a Chinese warrior from the year 617.

Tracy Great! Real then.

Helen What about the lady with the **long, blonde hair**?

Gary She's ^d _____, the **talented** author of the ^e _____ saga. She's real.

Mark And the **tall** girl with the **long, dark hair**?

Gary She's ^f _____. There is a real ^g _____, the **fearless** daughter of an American Indian Chief.

Tracy Thanks a lot! You're the best!



6 Describe yourself. What do you look like? What are you like?

5 Classify the words in italics from the dialogue into this chart.

Appearance	Personality

Look!

What does he/she look like?
He/She is tall and good looking.
What is he/she like?
He/She is friendly and clever.

Language in use

7 Read the dialogue again and answer.

- What does Batman look like?
- What does Mulan look like?
- What is Mulan like?
- What does J.K. Rowling look like?
- What is J.K. Rowling like?
- What does Pocahontas look like?
- What is Pocahontas like?



More practice on pages 80-81

1 Look at the text and answer.

- What type of text is it?
- Who is it to?
- Who is it from?

3 Read the e-mail to check your guesses and write the numbers on the students' shirts.

–
↗
✕

To

From

Subject

Hi Andy!

How's my favourite cousin? I'm back at school. We've got many new teachers but they are nice!

Guess what? This year I'm part of a mixed basketball team! I'm sending you a photo of us. We are called Fast and Furious (the name is my idea 😊).

In the middle, holding the ball is Mark. He's number 22. He's medium height and of medium build. He's got short, wavy, hazel hair and blue eyes. On his right is Gary. He's number 16. He's tall and quite thin. He's got short, spiky, dark hair and brown eyes. Steve is number 9. He's very tall and quite heavy. He's got short, straight, ginger hair and green eyes. Next to Mark is Sue. She's number 8. She's short and of medium build. She's got long, straight, black hair and brown eyes. I am number 17. Our first game is next Thursday. Wish us luck!

Love, Helen

Send

2 Look at the picture and guess.

- Which of the boys is Gary?
- Which one is Mark?
- Which one is Steve?
- Which of the girls is Helen?
- Which one is Sue?



4 Read the e-mail again. Match the questions and the answers.

- | | |
|--|--|
| <ol style="list-style-type: none"> What does Gary look like? What do Sue and Helen look like? What does Mark look like? What does Steve look like? | <ol style="list-style-type: none"> He's of medium height and of medium build. He's tall and thin. He's tall and heavy. They are short and of medium build. |
|--|--|



More practice on page 82

Adjective order

size	colour	noun
She has got short, brown hair.		
He's got big, blue eyes.		



Words
in use

5 Read the text again and underline words that describe people.

6 Classify those words into these charts:

Weight	Height

Hair length	Hair style	Hair colour

7 Look at the chart and use the prompts to write sentences about the people in the picture.

a. Sue / long / got / has / straight / hair / dark

b. tall / Helen / blonde / is / and

c. but / Steve / and / is / heavy / tall

d. is / medium / medium / height / build / and / Mark / of

Look!

Hair style comes between length and colour.
She's got long, wavy, brown hair.

8 Pairwork: Student B goes to page 64. Ask Student B questions about these people and label the pictures. Who is Jessica, Sarah or Kathy?

A What does Jessica look like?

B She's tall.

A Is she thin?



1 Look at the photos. What do these people do? Why are they important for their community?



2 Listen to a radio programme about these local heroes. Write the names of the people who nominate them on the pictures.

3 Listen again and write the name of the right hero next to each sentence.

- a. He **sometimes** goes to schools and talks to children about fire prevention and safety. _____
- b. He **often** donates his time to give extra classes to children from poor communities. _____
- c. She **never** misses a day. _____
- d. People **always** take sick animals to her house. _____

4 Look at the words in bold in Exercise 3 and write them in order of frequency.

5 Work with your partner and find the opposites for the heroes' qualities. Use a dictionary if necessary.

- brave a. _____
- responsible b. _____
- friendly c. _____
- gentle d. _____
- helpful e. _____

- hard-working f. _____
- dedicated g. _____
- kind h. _____
- professional i. _____
- generous j. _____



More practice on page 83

Adverbs of frequency

never	0% of the time
sometimes	40% - 50% of the time
usually / often	60% - 90% of the time
always	100% of the time


6 Write about you. Use a quality and an adverb of frequency.

- a. helpful / unhelpful
I'm helpful. I always help at home.
- b. responsible / irresponsible
- c. friendly / unfriendly
- d. hard-working / lazy
- e. gentle / rude
- f. generous / selfish

Look!

Frequency adverbs come **before** action verbs and **after** the verb *to be*.
He **often** eats at fast food restaurants.
She **is never** lazy.

7 Look at these characters from films and make notes about their appearance and personality.



Blank lined paper for taking notes on Shrek.






Blank lined paper for taking notes on Gollum.

8 Make similar notes about other film characters and challenge your partner to guess who they are.



See more on page 69

1 Look at these famous people's files and write questions in your folder.

Personal File	Personal File	Personal File
		
Name: Daniel	Name: Emma	Name: Maria
Surname: Radcliffe	Surname: Watson	Surname: Sharapova
Occupation: actor	Occupation: actress	Occupation: tennis player
Nationality: British	Nationality: French	Nationality: Russian
Eyes: blue	Eyes: brown	Eyes: green
Hair: hazel	Hair: light brown	Hair: blonde
Height: 1.65 m	Height: 1.65 m	Height: 1.88 m

2  Roleplay the interviews with your partner.

3 Write Patsy's characteristics under the correct questions.

What is she like?	What does she look like?

medium build

brown eyes

friendly

straight hair

hard working



medium height

responsible

generous

brown hair

gentle

4 Write these sentences again including the frequency adverbs in the correct place.

- They help their mother at home. (often) _____
- Sam's teacher is very patient with him. (always) _____
- We have lunch at fast food restaurants. (sometimes) _____
- She's very nice. She answers rudely. (never) _____
- My friends are ready to go out. (always) _____



More practice on pages 84-86

