


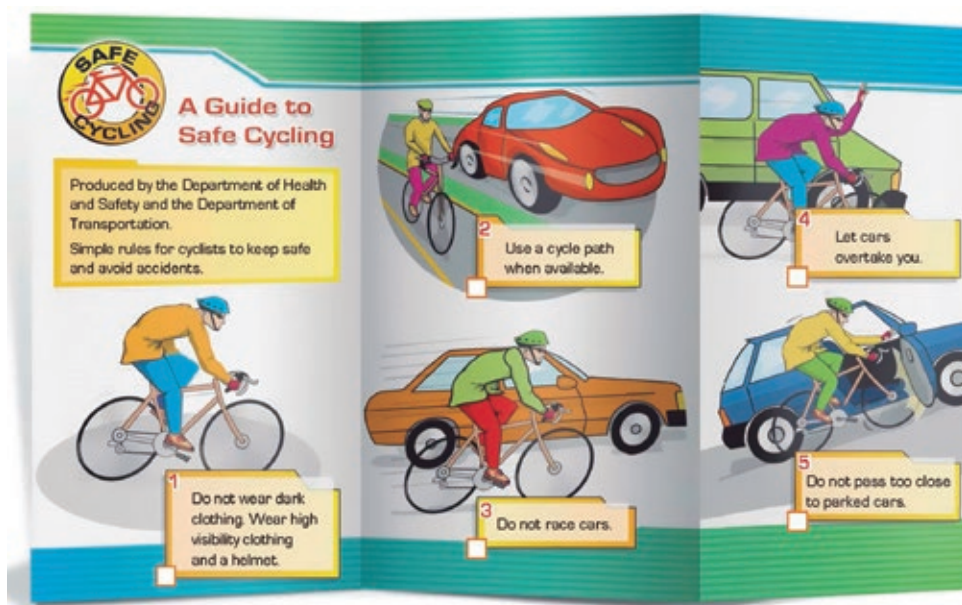
1

Better safe than sorry

- Talk about rules and regulations.
- Describe your responsibilities.
- Give instructions and warnings.
- Write an informal e-mail.

1  Look at the leaflet and answer.

- Where can you find this kind of material?
- Who do you think it is for?



Words in use

2 Match the words to the pictures.

- helmet
- front light
- kneepads
- padlock



Can you ride a bike? Do you use these objects?

3 Read the leaflet. Then, write the number of the rule that answers the question.

- a. Which rule tells the cyclists where to ride? _____
- b. Which rule tells the cyclists what to wear? _____
- c. Which sentences give the cyclists a warning? _____

4 Carol feels nervous because she will ride her bike in the city for the first time. Read the dialogue and answer.

- a. What information does Nick mention that is not in the leaflet?
- b. What other transports does he tell Carol to pay attention to?

Nick OK, Carol. Listen up. This is very important. You have to wear a helmet and high visibility clothing so motorists can see you.

Carol OK. I have a helmet and I can wear my yellow jacket.

Nick That's good. Now, here are some lights for your bike.

Carol Cool.

Nick You must use lights when there is low visibility. The red light is for the back of your bike and the white light is for the front.

Carol Can you put them on for me?

Nick No problem. Now, remember: you must use the cycle path.

Carol OK, but what happens if there isn't a cycle path?

Nick You have to be extra careful. You must let cars pass you easily and you mustn't pass too close to parked cars.

Carol Why not?


Nick Because someone can hit you with the door.



Look!

A cyclist **must** wear a helmet
mustn't wear dark clothing.
has to be careful
doesn't have to go fast.

**Language
in use**

5  Which do you think are the most important rules when riding a bike? What are the rules for pedestrians?




More practice on pages 80-81

1  Look at the signs in the picture and say where you usually see them.



2  Listen to the dialogue between Meg and Luis. Number the signs in the order they mention them.

 Match the signs to their meaning. Then, listen and check.

a



b



c



d



Dangerous curve ahead

Passengers must remain seated

Passengers must wear a seat belt

Lane reserved for cyclists



More practice on pages 82-83

3 Match the sentences to the people.

Students have to do lots of projects.
A doctor doesn't have to visit patients.
A taxi driver mustn't park on the cycle path.



Copy the sentence in **3** that describes:

- a. an obligation _____
- b. a prohibition _____
- c. a lack of obligation _____

4 Look at the planners. Then, choose the correct option.

Luis' planner

Monday: *Wash the dog.*

Tuesday: *Study Math.*
Exam cancelled.

Wednesday: *Clean house*
for party.

Thursday: *Free.*

Erick's planner

Monday: *Go to the library.*

Tuesday: *Go to volleyball.*
Training session cancelled.

Wednesday: *Finish project.*

Thursday: *Free.*

Miranda's planner

Monday: *Go to the library.*

Tuesday: *Go to volleyball.*
Training session cancelled.

Wednesday: *Finish project.*

Thursday: *Free.*


- a. Miranda **mustn't / doesn't have to** play volleyball on Wednesday. She has to finish her project.
- b. Erick **mustn't / doesn't have to** play volleyball on Tuesday. The training session was cancelled.
- c. The students **mustn't / don't have to** do anything on Thursday.
- d. Luis **mustn't / doesn't have to** go to the movies on Wednesday. He has to clean his house for a party.



5 Choose a profession you are interested in. Make a list of obligations.

<i>Teacher</i>
<i>I have to plan my classes.</i>
<i>I mustn't arrive late.</i>

See more on page 69


1  Pairwork: Student B goes to page 64. Ask student B questions to know about Leslie's planner for Wednesday and Thursday.

A What does Leslie have to do on Wednesday morning?

B She has to talk to the Geography teacher about the exam.

Monday	
AM	Make breakfast for the family.
PM	Study Science.

Tuesday	
AM	Leave school early to go to the dentist.
PM	Finish History project.

2  Make your own planner for this week. Then, tell a partner about it.

Monday	Tuesday	Wednesday	Thursday	Friday	Saturday	Sunday
AM	AM	AM	AM	AM	AM	AM
_____	_____	_____	_____	_____	_____	_____
_____	_____	_____	_____	_____	_____	_____
_____	_____	_____	_____	_____	_____	_____
PM	PM	PM	PM	PM	PM	PM
_____	_____	_____	_____	_____	_____	_____
_____	_____	_____	_____	_____	_____	_____
_____	_____	_____	_____	_____	_____	_____

Words in use

3 Put the actions in the correct group.

help with homework
play sports
take a nap


School

Friends & family

Free time

do homework
study History
do the dishes

4 Make a list of obligations and prohibitions at your school.

 Discuss which rules you agree with and which ones you don't agree with.



5 Make your own rules for the classroom. Think of:

- the use of the space
- the use of the materials
- the subjects
- the evaluation system
- the roles of teachers and students




Language
in use

6 Complete the safety rules students must follow at a Science lab. Then, add a rule.

- a. Students _____ wear gloves.
- b. Students _____ enter the lab without permission.
- c. _____



More practice on pages 84-85

1  Walk around and talk to three partners. Find out:

- their responsibilities at home
- their obligations during the week
- the rules they follow at school

Prepare the questions.

Write the names of your partners and take notes of their answers.

Partner 1	Partner 2	Partner 3

2 Draw and label two signs you can find in the following place.



Write a short dialogue between two people explaining the signs you drew.

1 Read the e-mail that Andrea writes to Richard telling him about her new school.

_
↗
✕

To richard_4@newmail.com

From andrea_rev.123@newmail.com

Subject My new school

Hi Richard,
 My new school in Santa Fe, Argentina is great! It's very different from our school in Montreal. I don't have to wear a uniform anymore and I don't have to go to all of the classes. I do go to most of them, though, because they're interesting. I must learn Spanish fast to understand what the teachers say. I have got friends who can speak English. They must go to English classes here! We don't have to do homework, but we have to work on many projects. I don't have to carry a schoolbag because I can leave my things at school. But I must take my own lunch every day because there isn't a cafeteria.
 Write back soon.
 Hugs,
 Andrea

Send

2 Write an e-mail to a friend telling him/her about your everyday life, your responsibilities at school and at home, and your free time.

_
↗
✕

To

From

Subject

Send

Start

Hello
 Hi!
 How are you?
 Such a long time!
 I hope you are fine

Finish

Bye-bye!
 I look forward to your news!
 Hugs
 Write back soon
 Kisses

BANK
 of ideas



More practice on pages 86-87