

1

His hair is curly

AR

1 CD 1
14

Listen and look. Then listen and say the words.



1 blonde

2 curly

3 moustache

4 teeth

5 straight

6 beard

7 fat

8 thin

2

Say and guess.

He's got a moustache.

It's the old man.



1 Look, read and say the letter.



1 Our eyes are green.

3 My teeth are big and white.

5 Their hair is short and straight.

2 His nose is long.

4 Her ears are big.

6 Her hair is blonde and curly.

2  Listen and say.

Grammar focus

My eyes are big.

His moustache is long.

Our eyes are brown.

Your hair is blonde and curly.

Her hair is short and straight.

Their teeth are white.



3 Describe a classmate. Your friend guesses.

His hair is brown and curly.



I think it's ...



Listen and sing.

His hair is straight
His ears are small
His teeth are big
But that's not all.

He's a great, great, great, great boy,
He's a lot of fun to be with, yeah.
He's a great, great, great, great boy,
His name is Roy!

Her hair is curly
Her nose is short
She's a little thin
She really likes sport.

She's a great, great, great, great girl,
She's a lot of fun to be with, yeah.
She's a great, great, great, great girl,
Her name is Isabelle!



2

Choose words and read out your verse.



His / Her ... is ...

His / Her ... are ...

He's / She's a little ...


He / She really likes ...

1 CD 1
19

Look, listen and say the letter for each name.

Pablo David Harry Kim Sandra Emily

a




b




c




d



e



f

2 CD 1
20

Listen and say.

Grammar focus

Tom's sweater is blue.

Olivia's hair is curly.

Daniel's trousers are big.



3

Look at Activity 1 and play the memory game. Describe the children.

Describe David.

David's T-shirt is yellow. His hair is ...

The knight



Lucy: Now, let's look for the first line of the rhyme.
Ben: Mmm. Are you sure it's here?




Ben: What's that! Help!
Lucy: Oh! It's an arrow!
Ben: Someone's trying to hurt us.



Ben: Let's go. We can come back tomorrow ...
Lucy: Look out! It's a knight! He's coming after us.
Run!



Ben: Look, this is a good place to hide.
Lucy: Yes, it is. We're lucky!
Ben: Shhh. Let's keep quiet.



Lucy: I've got an idea. Hold Buster's lead. Buster, come here!
Ben: That's it, Buster! Good dog!



Ben: What a great idea, Lucy.
Lucy: Thanks, Ben! Now, let's try to find that line.

7

THE EXPLORERS



Ben: Look! The knight's shield! Look at the symbol!
And there's the line of the rhyme.

Lucy: 'Behind the picture in the frame'. Let's write it down.

8



Zelda: Poor Horax.

Horax: Oh, I feel terrible! Let's go and get those children.

Zelda: And their map.

2

Answer the questions.

Who ...

- 1 sees the knight?
- 2 is coming after Ben and Lucy?
- 3 finds a place to hide?
- 4 has a great idea?
- 5 sees the shield?
- 6 is the knight?

THE EXPLORERS

Go to page 14 of the
Activity Book. Write the line of the
rhyme.

3

Find the c**rown** and ar**row** in the story.

4

CD1
22

Listen and say.



Phonics



A c**rown** is watching the cl**ow**n sh**ow** from the win**ow**.




Discover museums

1 ^{CD 1}
25

Read and listen about two museums. Say what you can find in them.

a



The National Museum of Anthropology in Mexico City has a big collection of ancient Mexican pieces, in 23 galleries. There you can find exhibits of Aztec culture. A famous exhibit is the Sun Stone. This round sculpture shows the Aztec calendar. Another important exhibit is the mask of the Zapotecs. This mask is a mix between an animal and a man – it's got four ears and a big mouth!

b

The Egyptian Museum in Cairo is a famous museum in Egypt. There you can go to the Royal Mummy Room and see the 27 mummies. Some mummies are wrapped in bandages. Another important exhibit is the gold mask of the Egyptian king Tutankhamun. It shows the king's face. He's got big eyes and there's a vulture and a cobra on his forehead. These are symbols of his authority.




2

Read about the museums again. Then look at the photos and say what they show.

Think!

1



2



3



4



3

Make a table about the two museums on page 16. Include:



- Name of museum
- Location (city and country)
- Famous collection in the museum
- Famous exhibits in the museum

Name of museum:	A: The National Museum of Anthropology	B: The Egyptian Museum
Location:	Mexico City, Mexico	...

4

Work in groups. Ask and answer. Make notes.



Do you know a museum?

Where is it?

What's your favourite exhibit?

	Museum	City	Favourite exhibit(s)
Lucía	Museum of Natural Science	Madrid	birds and mammals gallery

5

Tell the class.

Lucía knows the Museum of Natural Science in Madrid.
Her favourite exhibits are in the birds and mammals gallery.

6

Make a collage for a time capsule.

Project

- 1 A time capsule contains interesting objects. These objects tell people in the future about life in the past. Make a time capsule. Write a list of four things.



a TV
a computer game
a guitar
a digital camera

